

# EMSI



1187 Alturas Drive  
Moscow, Idaho 83843  
2088823567

## Program Report



Economic Modeling Specialists, Inc. [www.economicmodeling.com](http://www.economicmodeling.com)

# EMSI

## Region Info

Region: San Francisco larger MSA

County Areas: Alameda, California (6001), Contra Costa, California (6013), Marin, California (6041), San Francisco, California (6075), San Mateo, California (6081), Santa Clara, California (6085)

## Executive Summary

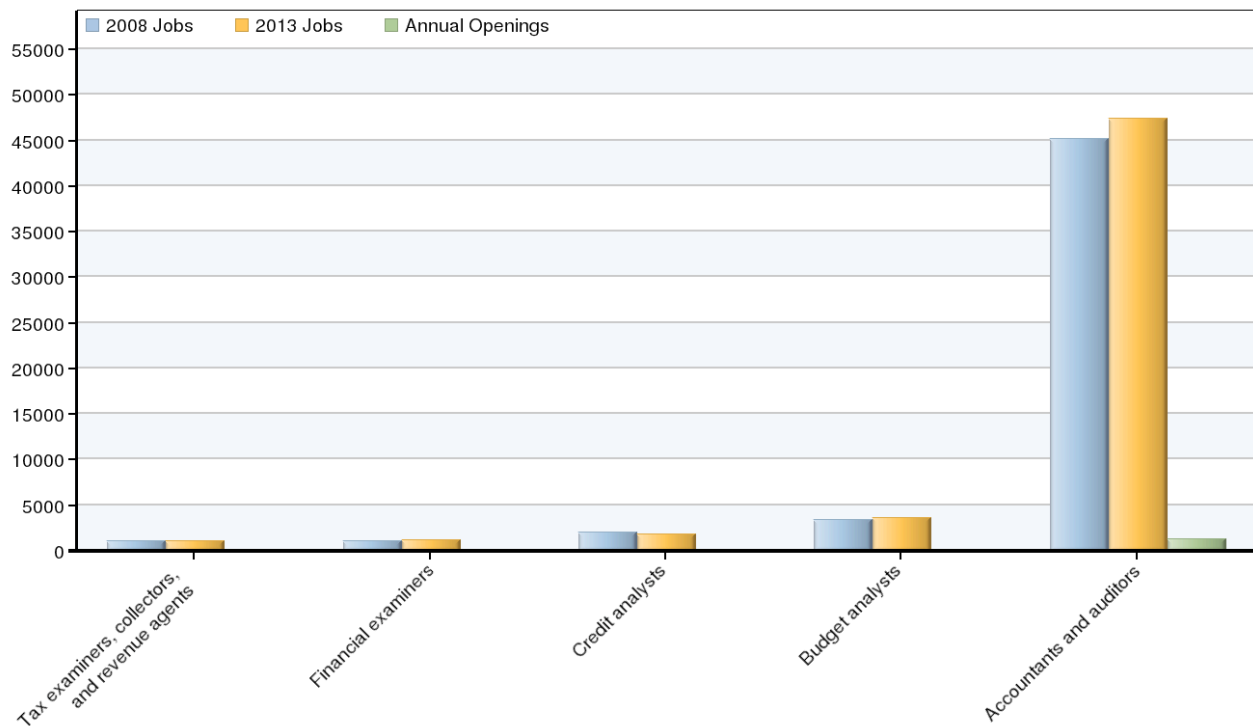
Program
Accounting (TOP 0502.00)

Program Occupations
Accountants and auditors (SOC 13-2011)
Budget analysts (SOC 13-2031)
Credit analysts (SOC 13-2041)
Financial examiners (SOC 13-2061)
Tax examiners, collectors, and revenue agents (SOC 13-2081)

Summary	
2008 Occupational Jobs	52,697
2013 Occupational Jobs	55,067
Total Change	2,369
Total % Change	4%
2009 Median Hourly Earnings/Worker	\$28.94
Annual Openings	1,447
Total Replacement Jobs	4,864

Source: EMSI Complete Employment - Spring 2009

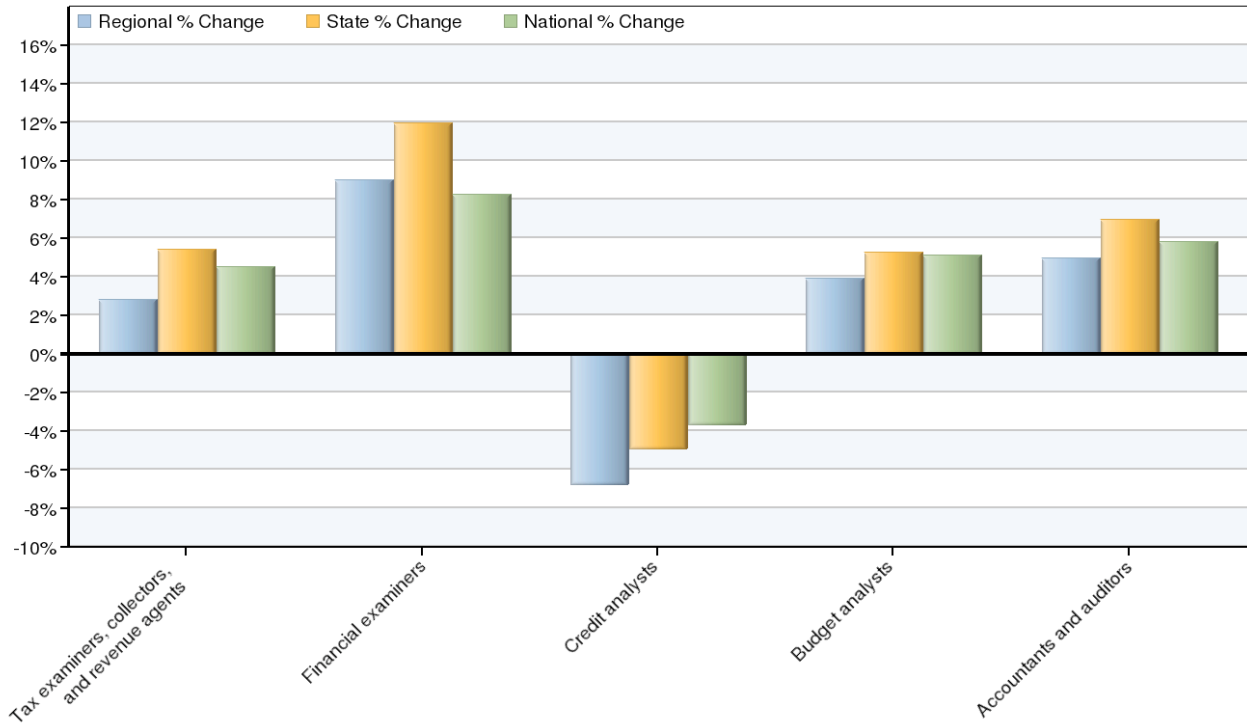
## Occupational Breakdown



SOC Code	Description	2008 Jobs	2013 Jobs	Annual Openings	Replacement Jobs	Hourly Earnings	Education Level
13-2081	Tax examiners, collectors, and revenue agents	1,067	1,097	33	136	\$34.55	Bachelor's degree
13-2061	Financial examiners	1,075	1,172	38	94	\$38.79	Bachelor's degree
13-2041	Credit analysts	1,970	1,836	44	353	\$35.16	Bachelor's degree
13-2031	Budget analysts	3,426	3,560	106	394	\$39.76	Bachelor's degree
13-2011	Accountants and auditors	45,159	47,401	1,226	3,887	\$27.47	Bachelor's degree
	Total	52,697	55,067	1,447	4,864	\$28.94	

Source: EMSI Complete Employment - Spring 2009

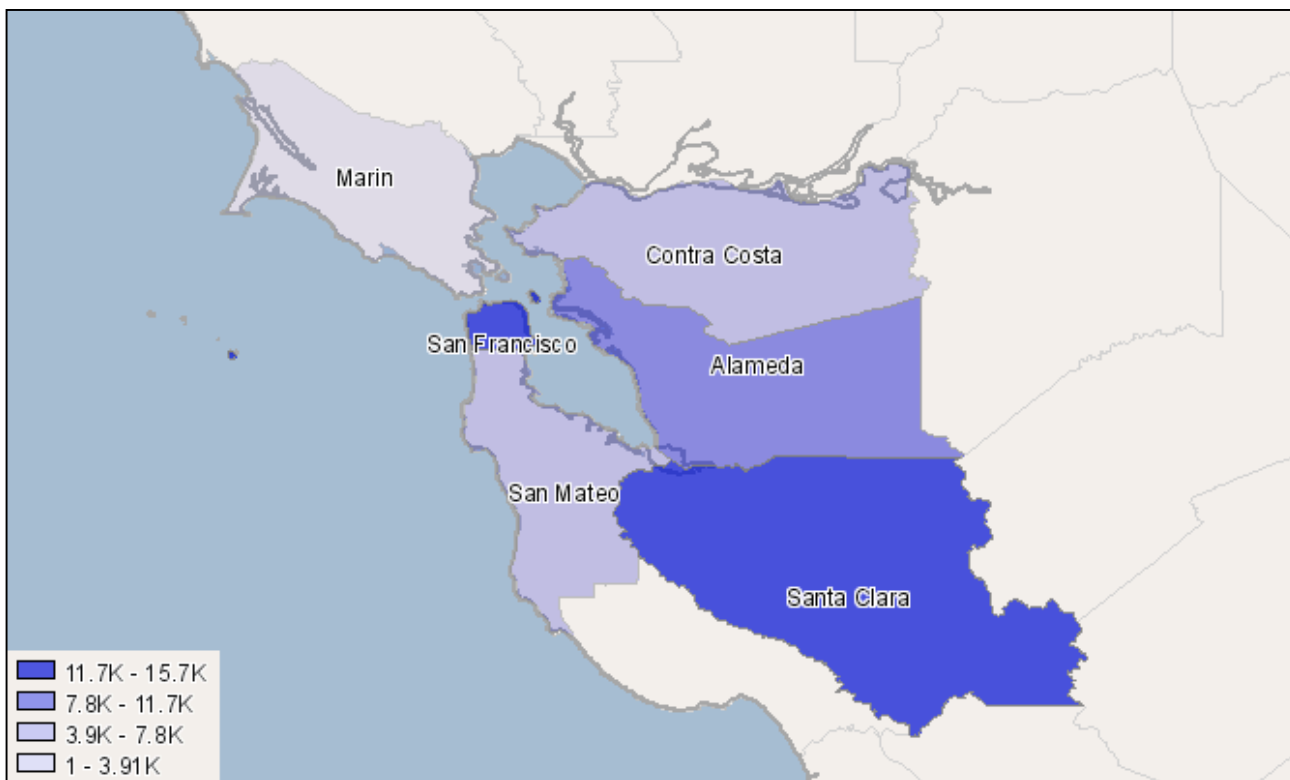
## Occupational Change



SOC Code	Description	Regional Change	Regional % Change	State % Change	National % Change
13-2081	Tax examiners, collectors, and revenue agents	30	3%	5%	4%
13-2061	Financial examiners	97	9%	12%	8%
13-2041	Credit analysts	-134	-7%	-5%	-4%
13-2031	Budget analysts	134	4%	5%	5%
13-2011	Accountants and auditors	2,242	5%	7%	6%

Source: EMSI Complete Employment - Spring 2009

## Occupation Distribution



County	2008 Jobs
Santa Clara, CA (6085)	15,635
San Francisco, CA (6075)	12,370
Alameda, CA (6001)	9,072
San Mateo, CA (6081)	7,030
Contra Costa, CA (6013)	5,723
Marin, CA (6041)	2,867

Source: EMSI Complete Employment - Spring 2009

## Data Sources and Calculations

### Occupation Data

Organizing regional employment information by occupation provides a workforce-oriented view of the regional economy. EMSI's occupation data are based on EMSI's industry data and regional staffing patterns taken from the Occupational Employment Statistics program (U.S. Bureau of Labor Statistics). Wage information is partially derived from the American Community Survey. The occupation-to-program (SOC-to-CIP) crosswalk is based on one from the U.S. Department of Education, with customizations by EMSI.

### State Data Sources

This report uses state data from the following agencies: California Labor Market Information Department.